



Public Portal

Claim/Create Account

Login Screen

The screenshot shows the IGEMS login interface. At the top is the IGEMS logo and navigation links. A sidebar on the left contains 'Account Login', 'Training', and 'Lookup'. The main content area has a welcome message, a red notice about account claiming, and buttons for 'Personnel Lookup', 'Claim My Account', and a link to the 'IGEMS User Guide'. At the bottom is a login form with fields for 'Username' and 'Password', a 'Forgot Username or Forgot Password' link, and 'Login' and 'Create Account' buttons. Three red arrows point to the 'Personnel Lookup' button, the 'IGEMS User Guide' link, and the 'Create Account' button.

IGEMS
IDAHO'S GATEWAY FOR EMERGENCY MEDICAL SERVICES
BUREAU OF EMERGENCY MEDICAL SERVICES & PREPAREDNESS

IdahoEMS.org NREMT TRAIN Idaho CHU Background Check Provider Licensure Education EMSPC EMSAC

Account Login
Training
Lookup

Welcome to the Idaho Gateway for EMS license management system for EMS Personnel and Agencies in the State of Idaho.

We are very excited to launch our new licensure system and the efficiencies it will create. But with any significant change, complications are to be expected initially. We ask for your patience and hope that you will help us identify issues by communicating those to us as you experience them. Contact information is at the bottom of each page. With your help, we can streamline processes within IGEMS to make it the most user-friendly license management system.

****If you have been a student or licensed as an EMS provider prior to October 24th, 2016 you can use the Claim Account option to match your imported information to your IGEMS account.****

Check to see if you have information already imported to IGEMS. **Personnel Lookup**

If you do, then claim your account. **Claim My Account**

[IGEMS User Guide](#)

Login

Username:

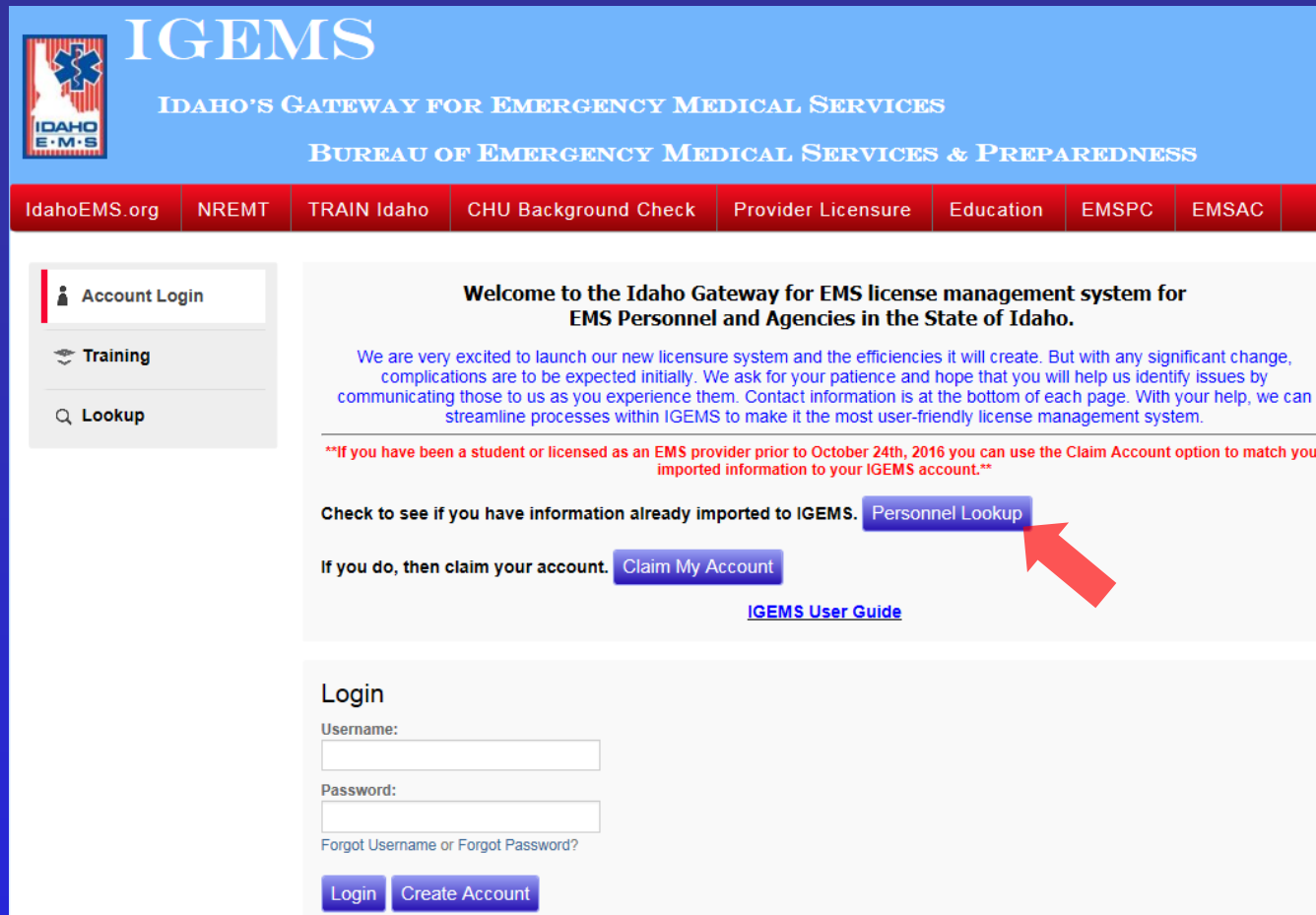
Password:

[Forgot Username or Forgot Password](#)

Login **Create Account**

- “Personnel Lookup” – To determine if an account exists
- “Claim My Account” – For providers that have an existing account
- “Create Account” – For providers that do not have an existing account

Login Screen – Personnel Lookup



The screenshot shows the IGEMS (Idaho Gateway for Emergency Medical Services) login screen. The header includes the IGEMS logo and the text "IDAHO'S GATEWAY FOR EMERGENCY MEDICAL SERVICES" and "BUREAU OF EMERGENCY MEDICAL SERVICES & PREPAREDNESS". A navigation bar contains links: IdahoEMS.org, NREMT, TRAIN Idaho, CHU Background Check, Provider Licensure, Education, EMSPC, and EMSAC. On the left, a sidebar has "Account Login", "Training", and "Lookup" (with a magnifying glass icon). The main content area has a welcome message, a paragraph about the new licensure system, a red note about claiming accounts, and buttons for "Personnel Lookup" and "Claim My Account". A red arrow points to the "Personnel Lookup" button. Below this is a "Login" section with fields for "Username:" and "Password:", a link for "Forgot Username or Forgot Password?", and "Login" and "Create Account" buttons.

IGEMS
IDAHO'S GATEWAY FOR EMERGENCY MEDICAL SERVICES
BUREAU OF EMERGENCY MEDICAL SERVICES & PREPAREDNESS

IdahoEMS.org NREMT TRAIN Idaho CHU Background Check Provider Licensure Education EMSPC EMSAC

Account Login
Training
Lookup

Welcome to the Idaho Gateway for EMS license management system for EMS Personnel and Agencies in the State of Idaho.

We are very excited to launch our new licensure system and the efficiencies it will create. But with any significant change, complications are to be expected initially. We ask for your patience and hope that you will help us identify issues by communicating those to us as you experience them. Contact information is at the bottom of each page. With your help, we can streamline processes within IGEMS to make it the most user-friendly license management system.

****If you have been a student or licensed as an EMS provider prior to October 24th, 2016 you can use the Claim Account option to match your imported information to your IGEMS account.****

Check to see if you have information already imported to IGEMS. **Personnel Lookup**

If you do, then claim your account. **Claim My Account**

[IGEMS User Guide](#)

Login

Username:

Password:

[Forgot Username or Forgot Password?](#)

Login **Create Account**

- Select “Personnel Lookup” – To determine if a provider account exists

Login Screen – Personnel Lookup

Account Login

Training

Lookup

Personnel

Training Report

Public Lookup

Enter any search criteria to find the public profile of personnel in IGEMS.

Type: Personnel

Provider Number:

First Name: Idaho

* Last Name: MacGyver

Search

- Enter known Provider info and select “Search”

Public Personnel Lookup

****If you find your information is in IGEMS, you can claim your account here: Claim Your Account ****

Click on a providers name for additional public information.

Provider Number:

First Name: Idaho

* Last Name: MacGyver

Search Clear

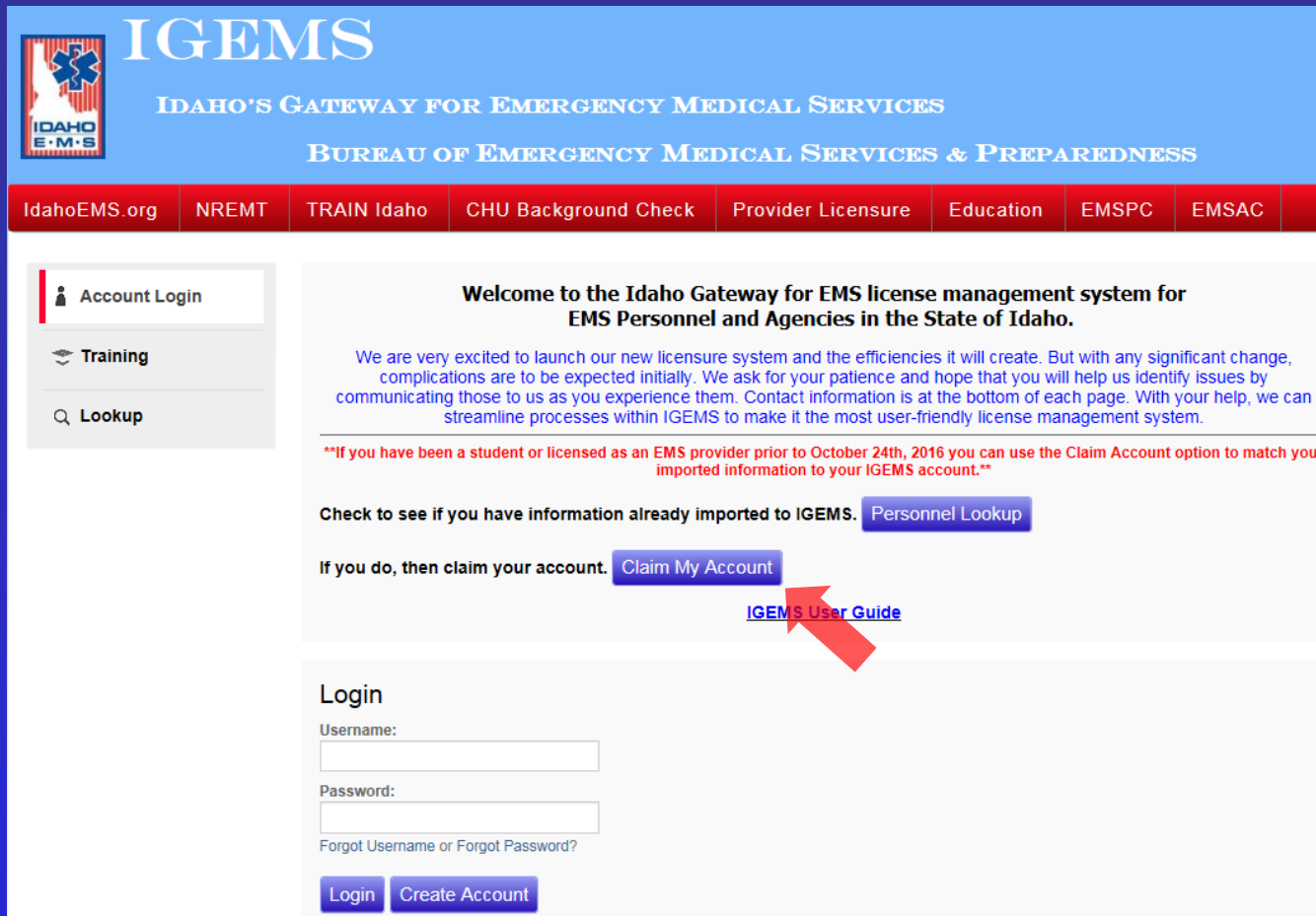
Search Results

Name	License Status	License Level	Expiration Date
MacGyver, Idaho	Active	Paramedic 2011	03/31/2019

Records 1-1 of 1 | First | Previous | Next | Last | Per Page 10

- This determined that Idaho MacGyver’s provider account exists

Login Screen – Claim My Account



The screenshot shows the IGEMS (Idaho Gateway for Emergency Medical Services) login screen. The header is blue with the IGEMS logo and text: "IDAHO'S GATEWAY FOR EMERGENCY MEDICAL SERVICES" and "BUREAU OF EMERGENCY MEDICAL SERVICES & PREPAREDNESS". Below the header is a red navigation bar with links: IdahoEMS.org, NREMT, TRAIN Idaho, CHU Background Check, Provider Licensure, Education, EMSPC, and EMSAC. On the left is a sidebar with "Account Login", "Training", and "Lookup". The main content area has a welcome message, a paragraph about the new licensure system, a red notice about claiming accounts, and buttons for "Personnel Lookup" and "Claim My Account". A red arrow points to the "Claim My Account" button. Below this is a "Login" section with fields for "Username:" and "Password:", a link for "Forgot Username or Forgot Password?", and buttons for "Login" and "Create Account".

IGEMS
IDAHO'S GATEWAY FOR EMERGENCY MEDICAL SERVICES
BUREAU OF EMERGENCY MEDICAL SERVICES & PREPAREDNESS

IdahoEMS.org NREMT TRAIN Idaho CHU Background Check Provider Licensure Education EMSPC EMSAC

Account Login
Training
Lookup

Welcome to the Idaho Gateway for EMS license management system for EMS Personnel and Agencies in the State of Idaho.

We are very excited to launch our new licensure system and the efficiencies it will create. But with any significant change, complications are to be expected initially. We ask for your patience and hope that you will help us identify issues by communicating those to us as you experience them. Contact information is at the bottom of each page. With your help, we can streamline processes within IGEMS to make it the most user-friendly license management system.

****If you have been a student or licensed as an EMS provider prior to October 24th, 2016 you can use the Claim Account option to match your imported information to your IGEMS account.****

Check to see if you have information already imported to IGEMS. [Personnel Lookup](#)

If you do, then claim your account. [Claim My Account](#)

[IGEMS User Guide](#)

Login

Username:

Password:

[Forgot Username or Forgot Password?](#)

[Login](#) [Create Account](#)

- Select “Claim My Account” – To claim existing provider account

Login Screen – Claim My Account

Account Login

Forgot Username

Check IGEMS for account information in the database by using these unique identifiers.
An email will be generated to email address of record for security purposes. Obtain Login information by accessing that email account.

* Date of Birth: / /

* Last Name:

* Social Security Number: - - ☐ Show SSN

Lookup **← Back**


* required

- Enter provider's personal identifiers to claim existing provider account
- Select “Lookup”
- An email will automatically be generated to the provider utilizing the email in the Provider's account

IGEMS Requests to Change or Update Email Addresses

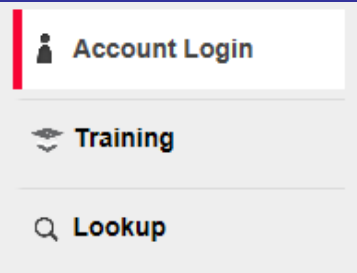
- If email in IGEMS is incorrect
 - Notify EMS Bureau from the “NEW” email
 - Include a photo copy of picture ID and EMS provider license
 - EMS Bureau will correct the email

Claim My Account - Email



- Provider will receive an email from “EMSProvLic@dhw.idaho.gov”
- Select “Here” to set your password and login for the first time

Login Screen



Welcome to the Idaho Gateway for EMS license management system for EMS Personnel and Agencies in the State of Idaho.

We are very excited to launch our new licensure system and the efficiencies it will create. But with any significant change, complications are to be expected initially. We ask for your patience and hope that you will help us identify issues by communicating those to us as you experience them. Contact information is at the bottom of each page. With your help, we can streamline processes within IGEMS to make it the most user-friendly license management system.

****If you have been a student or licensed as an EMS provider prior to October 24th, 2016 you can use the Claim Account option to match your imported information to your IGEMS account.****

Check to see if you have information already imported to IGEMS. [Personnel Lookup](#)

If you do, then claim your account. [Claim My Account](#)

[IGEMS User Guide](#)

Login

Username:

Password:

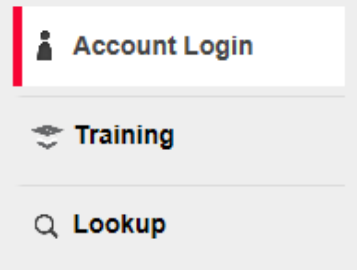
[Forgot Username or Forgot Password?](#)

[Login](#)

[Create Account](#)

- This is the login screen where you will normally enter IGEMS
- Use the login info you created then select “Login”

Login Screen – Create Account



Welcome to the Idaho Gateway for EMS license management system for EMS Personnel and Agencies in the State of Idaho.

We are very excited to launch our new licensure system and the efficiencies it will create. But with any significant change, complications are to be expected initially. We ask for your patience and hope that you will help us identify issues by communicating those to us as you experience them. Contact information is at the bottom of each page. With your help, we can streamline processes within IGEMS to make it the most user-friendly license management system.

****If you have been a student or licensed as an EMS provider prior to October 24th, 2016 you can use the Claim Account option to match your imported information to your IGEMS account.****

Check to see if you have information already imported to IGEMS. [Personnel Lookup](#)

If you do, then claim your account. [Claim My Account](#)

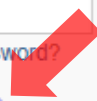
[IGEMS User Guide](#)

Login

Username:

Password:

[Forgot Username or Forgot Password?](#)

[Login](#)[Create Account](#)

- Select “Create Account” – For Providers that do not have an existing account

Create Your Account

[Account Login](#)
[Training](#)
[Lookup](#)

Create Your Account

Please enter your address and email in the Address and Email sections. Your mailing address and email address will be used by the EMS office to send you official communications regarding your account and license but will not be shared publicly.

Account Demographics

* First Name:

Middle Name:

* Last Name:

Maiden Name:

Preferred Name:

* Social Security Number: - - ☐ Show SSN
What is this?

* Birth Date: / /

* Highest Education Level: - Highest Education Level -

Address Information

Country: United States

* Address:

* Postal Code:

Click "Lookup" to select City, County, and State for this postal code

* City:

County:

* State: - State -

Contact Information

* Email:

* Verify Email:

* Primary Phone: - -

Work Phone: - -

Cell Phone: - -


* Username:


* required




- Ensure all items identified with a red asterisk are completed
- Select “Save”


Create Your Account

 Account Login

 Training

 Lookup

Account created successfully! Please check your email to obtain your login information and begin the online application process.



Welcome to the Idaho Gateway for EMS license management system for EMS Personnel and Agencies in the State of Idaho.

We are very excited to launch our new licensure system and the efficiencies it will create. But with any significant change, complications are to be expected initially. We ask for your patience and hope that you will help us identify issues by communicating those to us as you experience them. Contact information is at the bottom of each page. With your help, we can streamline processes within IGEMS to make it the most user-friendly license management system.

****If you have been a student or licensed as an EMS provider prior to October 24th, 2016 you can use the Claim Account option to match your imported information to your IGEMS account.****

Check to see if you have information already imported to IGEMS. [Personnel Lookup](#)

If you do, then claim your account. [Claim My Account](#)

[IGEMS User Guide](#)

Login

Username:

Password:

[Forgot Username or Forgot Password?](#)

[Login](#)

[Create Account](#)

- You will be returned to the Login Screen
- Note the “Account created successfully” banner notification

Create Your Account



- Provider will receive an email from “EMSProvLic@dhw.idaho.gov”
- Select “Here” to set your password and login for the first time

Initial Login

The screenshot shows the initial login page of the Idaho Gateway for EMS license management system. On the left is a sidebar with three menu items: 'Account Login' (highlighted with a red vertical bar), 'Training', and 'Lookup'. The main content area has a yellow banner at the top stating 'Account created successfully! Please check your email to obtain your login information and begin the online application process.' Below this is a welcome message: 'Welcome to the Idaho Gateway for EMS license management system for EMS Personnel and Agencies in the State of Idaho.' A paragraph follows, explaining the new licensure system and asking for patience. A red note states: '**If you have been a student or licensed as an EMS provider prior to October 24th, 2016 you can use the Claim Account option to match your imported information to your IGEMS account.**' There are two buttons: 'Personnel Lookup' and 'Claim My Account'. A link for 'IGEMS User Guide' is also present. At the bottom is a 'Login' section with fields for 'Username:' and 'Password:', a link for 'Forgot Username or Forgot Password?', and two buttons: 'Login' and 'Create Account'. A red arrow points to the 'Login' button.

Account Login

Training

Lookup

Account created successfully! Please check your email to obtain your login information and begin the online application process.

Welcome to the Idaho Gateway for EMS license management system for EMS Personnel and Agencies in the State of Idaho.

We are very excited to launch our new licensure system and the efficiencies it will create. But with any significant change, complications are to be expected initially. We ask for your patience and hope that you will help us identify issues by communicating those to us as you experience them. Contact information is at the bottom of each page. With your help, we can streamline processes within IGEMS to make it the most user-friendly license management system.

****If you have been a student or licensed as an EMS provider prior to October 24th, 2016 you can use the Claim Account option to match your imported information to your IGEMS account.****

Check to see if you have information already imported to IGEMS. [Personnel Lookup](#)

If you do, then claim your account. [Claim My Account](#)

[IGEMS User Guide](#)

Login

Username:

Password:


[Forgot Username or Forgot Password?](#)

[Login](#) [Create Account](#)


- Select “Login” after you enter the login information you just created


Your My Account Page


Welcome, Idaho MacGyver | Logout


 My Account


Profile

 Applications

 Training

 Agency

 Inspections

 Lookup

You are logged in. Welcome Idaho MacGyver.

My Account

Personnel Tools

Applications

Add CE Hours

Pay Fees **New**

Check App Status

CE Tracker

IGEMS User Guide



Idaho MacGyver

Paramedic 2011

Number:

Issued: 10/22/2016

Expiration: 03/31/2019



No forms pending

4 Applications to be reviewed



1 New training added

0 Upcoming training this week

0 Upcoming test this week



I am looking for...

Personnel



Provider Number

First Name

Last Name

GO

- This is the “My Account” page